



UPM601-C

**Ultra High Frequency
Partial Discharge Monitor**



Rugged design, designed for reliability,
3 Phase synchronous partial
discharge monitoring equipment.

UPM601-C

Ultra High Frequency Partial Discharge Monitor



"Rugged Monitoring Ultra High Frequency Partial Discharge (PD) monitoring solution is a platform that enables HV asset owners to keep monitoring PD due to insulation defects 24/7. System can also be used to perform offline PD measurement during HV AC testing .

Compact size and rugged enclosure of monitor make it easy to get installed and get started. Solution can communicate with its user over IEC61850 or using Rugged Monitoring proprietary Rugged Enterprise software suite. System simple design enables it to get interfaced to third party protocols.

Each Monitor is capable of transferring data directly to Rugged Enterprise software installed on Server or data can be temporarily stored in the device in case of communication loss between server and monitor. Thousands of pulses per second can be transferred to the Server enabling the user to generate fast and reliable Phase Resolved Partial Discharge (PRPD) graphs. PRPD graphs help the user to identify type of PD in HV assets. Monitoring solution is packed with all necessary tools that help to perform effective PD measurements. Integrated variable amplifiers and on board denoising features help during onsite testing even in case of presence of huge noise.

There is a dedicated team for application specific customizations for sensors, monitor configuration and software integration to simplify cable data collection of testing and monitoring applications.

Applications

- Online continuous partial discharge monitoring
- Offline PD measurement during HV AC testing
- Multiple point PD monitoring
- Power Transformer
- Gas Insulated Switchgear (GIS)
- Circuit Breakers
- Cable Terminations

Features

- Rugged, simple design
- 4 synchronous input channels allow 3 phase synchronous measurement with additional external synchronous channel to enable the use of other type of sensor
- Rugged Enterprise, a complete software suite for analysing the data and generating reports
- Indicator LEDs to alert in case of PD alarm or warning
- Gigabit ethernet copper Cat5e or multimode fiber communication link between monitor and server IP65 rated

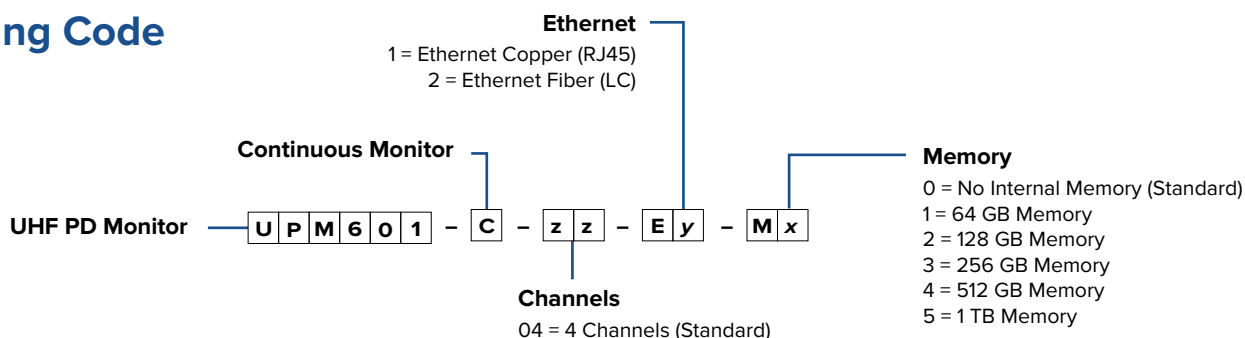
Benefits

- Rugged sensors, monitor and server
- Gigabit ethernet communication between monitor and server
- Robust design
- Each device is rigorously tested
- Software packed with useful tools for reliable and interactive PD measurements
- Robust recording and analytics
- Customizable according to customer specific applications
- Suitable for online or offline PD measurements

Technical Specifications

MONITOR	Channels	4 simultaneous channels
	Sampling Rate	250 MS/s
	Bandwidth	300 MHz - 2000 MHz
	Amplification	up to 50 dB, software selectable
	Filtering	Software configurable band pass filters
MEMORY	SSD	upto 256 GB (Optional)
DATA TRANSFER	High Resolution (pulses data on simultaneous channels)	10,000 pulses per second for 4 simultaneous channels
	Low Resolution (pulse amplitude on simultaneous channels)	50,000 pulses per second for 4 simultaneous channels
	Transfer Rate	400 Mbps (depending on operating system and connection)
REMOTE COMMUNICATION	IEC61850 (Optional)	
	Proprietary Rugged Connect for remote communication	
	Customized third party interface on request	
COMMUNICATION LINK	Type	Ethernet Fiber / Copper
	Cable	Multimode Fiber / Cat5e
	IP Rating	IP65
TEMPERATURE RATING	Ambient	-30°C - 60°C
	Storage	-40°C - 85°C
POWER RATING	Input Power	35W max
SYNCHRONIZATION INPUTS	Input 2 Inputs, software	Internal
	Selectable	External
DIMENSIONS	260mm(L)x310mm(W)x120mm(H)	
SOFTWARE	PD Live, Rugged Enterprise/ RMEYE	

Ordering Code



Asset Monitoring : Enterprise Architecture

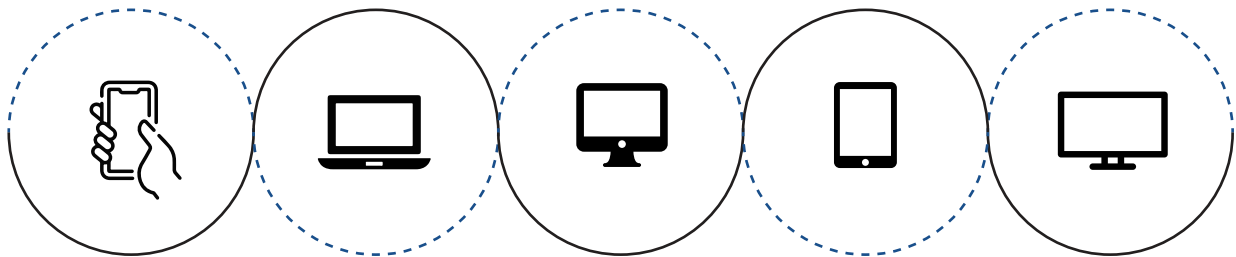
Compatible with Rugged Monitoring Enterprise Solution

UI/UX



- Data Layer
- Analytics
- User Interface
- Custom Dashboards
- Reporting
- Email/SMS Notifications

RM EYE



Private Cloud (Customer Cloud),
Rugged Monitoring Cloud

IEC 60870-104

IEC 61850

FTP/SFTP

- XML, JSON

- CSV, COMTRADE



Data Collection

ODBC

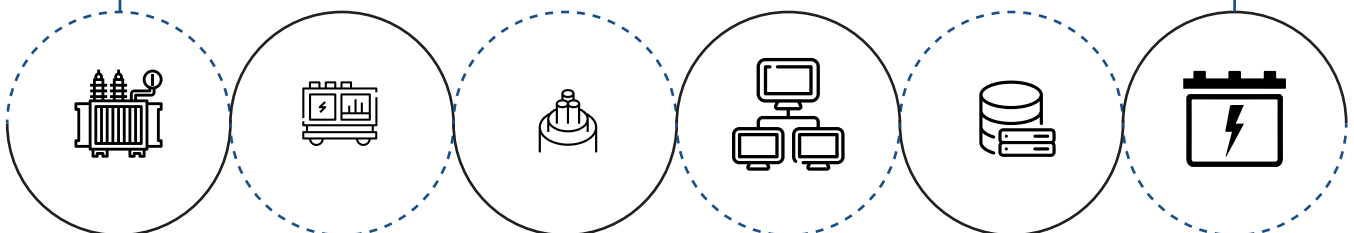
MODBUS

DNP 3.0

HTTPS

MQTT

Asset Data



Transformer
Monitoring
System

Switchgear
Monitoring
System

Power Cable
Monitoring
System

- Offline Test Results
- Inspection Records
- Name Plate

- Historian
- CMMS
- SCADA/ DCS

Power Electronics
(Battery, UPS,
VFD, Relay)

One Solution for Advanced Asset Performance Management System

Manage different industrial assets on one platform without human intervention

Features

- **Advanced and Exceptional Reporting** Technology with automated alerts
- **Modern remote monitoring solutions** provide valuable insights to Multiple Assets at Multiple Sites on real-time
- **Robust asset health monitoring** with analysis and recommendations support asset effectiveness in addition to maximizing equipment uptime
- **Establish a real time and consistent monitoring** by getting the right information into right hands
- **An efficient, reliable partial discharge monitoring** for all the assets
- **A detailed comprehensive DGA Analysis**
- **Lifetime Consumption details.**
- **Built on well-established remote and cloud-based monitoring technology**
- **Simple user-friendly interface** providing fast access to all the features and commands
- **Quick and easy 1 step configuration setup**
- **Encompasses a secure access to data and configuration**
- **Advanced asset algorithms** based on standard ones with new ideas
- **Systematic fleet management and analysis**
- **Extended multilingual support** to handle product inquires or troubleshoot problems proactively
- **Up System Level Reporting**
- **Industrial IoT**

Features Specific to PD Monitoring

- Partial Discharge Monitoring and Analysis
- PRPD : Phase Resolve Partial Discharge
- Partial Discharge Amplitude and Discharge Rate Trend Analysis
- Partial Discharge Fault Localization
- Artificial Intelligence Based PD Fault Identification
- Realtime PD Alarm System
- Get Alarm Notifications for Individual Bushing Parameters Over Email, SMS and Push Notifications
- Analytics on Online, and Offline Partial Discharge Test Data

Why Customers Choose Us?

RM solution, the trusted monitoring solution for over 10000+ assets across 50+ countries. We are a leading High Value Electrical Asset Monitoring Company integrating fibre optic technology to the assets.



Attention to Detail

It's our attention to the small stuff, scheduling of timelines and keen project management that makes us stand out from the rest.



A plan for Success

Our Customers are well satisfied with the advisory services that we offer to help them with best in class technological performance and a long durable life.



Experts only

We bring-in our diversified experienced team with over 100+ years of experience in Asset Monitoring



Meeting Deadlines

Work with us, and you'll work with seasoned professionals – vigilant of deadlines, and committed to exceeding client expectations.



Money Matters

We protect you against currency fluctuation with competitive and fair market prices



Rugged Monitoring Services

Rugged Monitoring provides customization of sensors, monitors & software. In addition we offer on-site commissioning services, maintenance contracts and technical support to all customers worldwide.

About Rugged Monitoring

Industry's leading team of asset condition monitoring experts with 100+ years of combined experience committed to delivering customizable solutions for challenging applications. We offer a range of reliable, high performance, customizable sensors and monitoring solutions that are immune to external influence.

Certification



ISO 9001



ISO 14001



ISO 45001/
OHSAS 18000



Lloyd's
Register



ATEX
Certification

Our Presence Across the Globe



Head Office



1415 Frank-Carrel, Suite
230, Quebec, QC - G1N
4N7, CANADA

+1-418-767-0111

Asia Pacific | China | India | Middle East and Africa | Europe | North America | Latin America



in f o t v < y ruggedmon

 info@ruggedmonitoring.com www.ruggermonitoring.com

©2024 Rugged Monitoring Company. All rights reserved. Information subject to change without notice. All trademarks are properties of their respective companies, as noted herein.

