




CPM601-C

Comprehensive Partial Discharge Monitor



Precise and Comprehensive PD monitoring system
to mitigate the risk of failures in critical Electrical Assets

CPM601-C

Comprehensive Partial Discharge Monitor



Rugged Monitoring presents state of the art Partial Discharge Monitor CPM601 to perform PD measurements in dual frequency ranges; 0.01MHz - 100MHz as well as 200 MHz – 3000 MHz.

With the help of advanced electronics embedded inside CPM601, now a user can perform PD measurement using variety of sensors without the need of using external frequency down converters. This presents All-in-One solution to perform PD measurements using Acoustic, Ultrasonic, HFCT, TEV, Coupling Capacitors as well as UHF Sensors on all assets, GIS, Power Transformers, Rotating Machines and Power Cables.

Compact size and rugged enclosure with electronics makes it easy for the user to perform PD measurements with less hassle. Monitor can transfer the data directly to PD Connect software installed on laptop or data can be temporarily stored (optional) in the device enabling the user to record PD pulses with higher sampling rate. Thousands of pulses per second can be transferred to the laptop enabling the user to generate fast and reliable Phase Resolved Partial Discharge (PRPD) graphs. PRPD patterns help the user to identify type of PD.

Monitor and Software are packed with all necessary tools that help to perform effective PD measurements. Integrated variable amplifiers and on-board denoising features help during onsite testing in case of presence of huge noise.

We at Rugged Monitoring are motivated to provide innovative and exceptional quality products, our vision remains focused on meeting customer requirements while anticipating and exceeding the needs of a continuously changing dynamic market.

Applications

- Power transformers
- AIS/GIS switchgear/switchboards
- Rotating machines
- Cables and their accessories
- Online periodic partial discharge monitoring
- Offline PD measurement during HV AC testing (Resonant test set, VLF, OWTS)
- Multiple point PD monitoring

Features

- Rugged, compact design
- Dual Frequency Ranges; 0.01MHz - 100MHz as well as 200 MHz - 3000 MHz
- Compatible with Acoustic, Ultrasonic, HFCT, TEV, Coupling Capacitors as wells as UHF Sensors
- Gigabit ethernet copper Cat5e communication link between monitor and laptop
- Optional rugged laptop with installed software suite IP65 rated
- An interactive and comprehensive software for reliable PD measurement and analysis

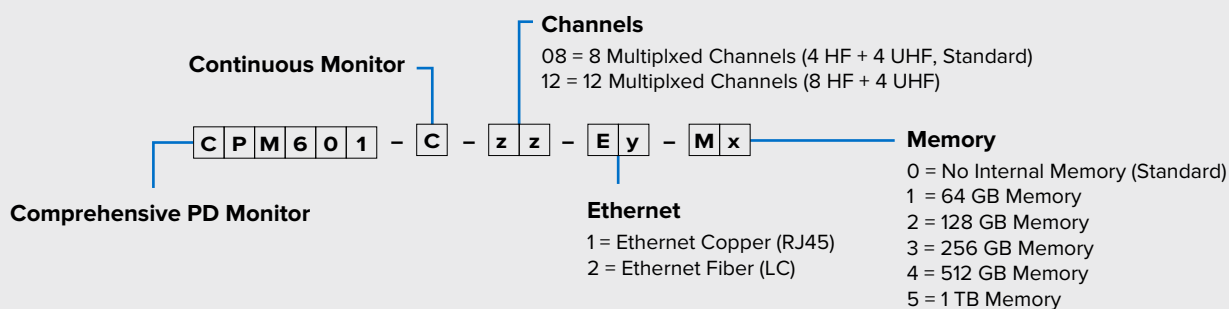
Benefits

- Rugged sensors, monitor and laptop
- Gigabit ethernet communication between monitor and laptop
- Enhanced noise rejection
- Realtime denoising
- Software packed with useful tools for reliable and interactive PD measurements
- Robust recording and analytics
- Customizable according to customer specific applications
- Suitable for Online or Offline PD measurements

Technical Specifications

INPUT CHANNELS	Channels	8 Multiplexed (4x HF and 4x UHF)
	Sampling Rate	250 MS/s
	Amplification	up to 50 dB, software selectable
	Filtering	Software configurable band pass filters
HF CHANNELS	Bandwidth	0.01 - 100 MHz
	Sensitivity	-50dBm
	Dynamic Range	50dB
UHF CHANNELS	Bandwidth	200 MHz - 3000 MHz
	Sensitivity	-80 dBm
	Dynamic Range	70 dB
DATA TRANSFER	High Resolution (pulses data on simultaneous channels)	10,000 pulses per second for 4 simultaneous channels
	Low Resolution (pulse amplitude on simultaneous channels)	50,000 pulses per second for 4 simultaneous channels
	Transfer Rate	400 Mbps (depending on operating system and connection)
MEMORY	SSD	up to 1 TB (Optional)
COMMUNICATION LINK	Type	Ethernet Copper
	Cable	Cat5e
SYNCHRONIZATION INPUTS	2 Inputs, software	Internal
	Selectable	External
IP RATING	IP 65	
TEMPERATURE RATING	Ambient	-30°C- 60 °C
	Storage	-40°C - 85°C
POWER RATING	Input Power	240-100Vac, 45W
LAPTOP	Rugged laptop (Optional)	Internal

Ordering Code



Asset Monitoring : Enterprise Architecture

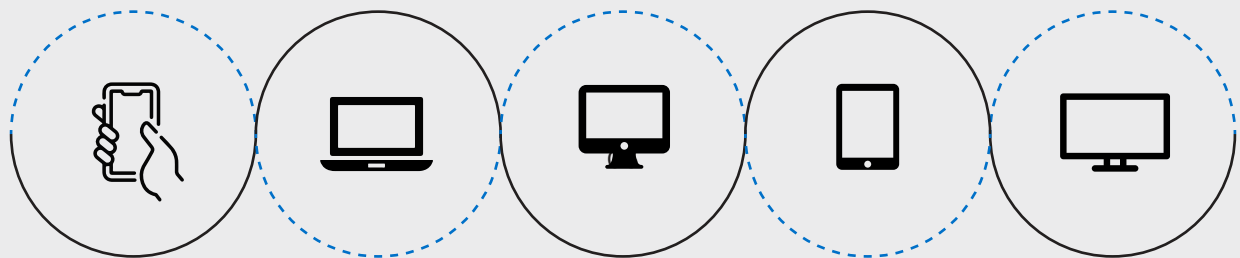
Compatible with Rugged Monitoring Enterprise Solution

UI UX



- Data Layer
- Analytics
- User Interface
- Custom Dashboards
- Reporting
- Email/SMS Notifications

RM EYE



Private Cloud (Customer Cloud),
Rugged Monitoring Cloud

IEC 60870-104

IEC 61850

FTP/SFTP

- XML, JSON
- CSV, COMTRADE



Data Collection

ODBC

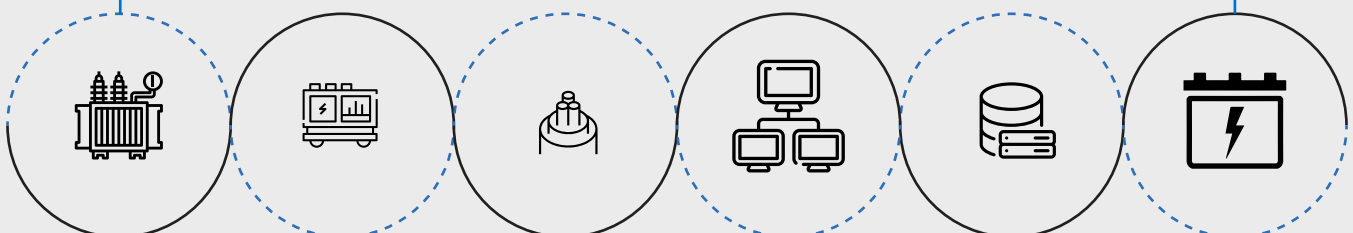
MODBUS

DNP 3.0

HTTPS

MQTT

Asset Data



Transformer
Monitoring
System

Switchgear
Monitoring
System

Power Cable
Monitoring
System

- Offline Test Results
- Inspection Records
- Name Plate

- Historian
- CMMS
- SCADA/ DCS

Power Electronics
(Battery, UPS,
VFD, Relay)

One Solution for Multi-Site Multi Asset Monitoring

Manage different industrial assets on one platform without human intervention

Features

- **Advanced and Exceptional Reporting** Technology with automated alerts
- **Modern remote monitoring solutions** provide valuable insights to Multiple Assets at Multiple Sites on real-time
- **Robust asset health monitoring** with analysis and recommendations support asset effectiveness in addition to maximizing equipment uptime
- **Establish a real time and consistent monitoring** by getting the right information into right hands
- **An efficient, reliable partial discharge monitoring** for all the assets
- **A detailed comprehensive DGA Analysis**
- **Lifetime Consumption details.**
- **Built on well-established remote and cloud-based monitoring technology**
- **Simple user-friendly interface** providing fast access to all the features and commands
- **Quick and easy 1 step configuration setup**
- **Encompasses a secure access to data and configuration**
- **Advanced asset algorithms** based on standard ones with new ideas
- **Systematic fleet management and analysis**
- **Extended multilingual support** to handle product inquires or troubleshoot problems proactively
- **Up System Level Reporting**
- **Industrial IoT**

Features Specific to PD Monitoring

- Partial Discharge monitoring and Analysis
- PRPD : Phase resolve partial discharge
- Partial Discharge Amplitude and Discharge rate trend analysis
- Partial Discharge Fault localization
- Artificial Intelligence based PD fault Identification
- Realtime PD Alarm system
- Get Alarm notifications for individual bushing parameters over Email, sms and push notifications
- Analytics on Online, and offline partial discharge test data

Why Customers Choose Us?

RM solution, the trusted monitoring solution for over 10000+ assets across 50+ countries. We are a leading High Value Electrical Asset Monitoring Company integrating fibre optic technology to the assets.



Attention to Details

It's our attention to the small stuff, scheduling of timelines and keen project management that makes us stand out from the rest.



A plan for Success

Our Customers are well satisfied with the advisory services that we offer to help them with best in class technological performance and a long durable life.



Experts only

We bring in our diversified experienced team with over 100+ years of experience in Asset Monitoring



Meeting Deadlines

Work with us, and you'll work with seasoned professionals – vigilant of deadlines, and committed to exceeding client expectations.



Money Matters

We protect you against currency fluctuation with competitive and fair market prices



Rugged Monitoring Services

Rugged Monitoring provides customization of sensors, monitors & software. In addition we offer on-site commissioning services, maintenance contracts and technical support to all customers worldwide.

About Rugged Monitoring

Industry's leading team of asset condition monitoring experts with 100+ years of combined experience committed to delivering customizable solutions for challenging applications. We offer a range of reliable, high performance, customizable sensors and monitoring solutions that are immune to external influence.

Certification



ISO 9001



ISO 14001



ISO 45001/
OHSAS 18000



Lloyd's
Register



ATEX
Certification

Our Presence Across the Globe



Head Office



1415 Frank-Carrel, Suite
230, Quebec, QC - G1N
4N7, CANADA

+1-418-767-0111

Asia Pasific | India | Europe | Latin America | Middle East | North America



in f @ t v ruggedmon

info@ruggedmonitoring.com

www.ruggedmonitoring.com

©2021 Rugged Monitoring Company. All rights reserved. Information subject to change without notice. All trademarks are properties of their respective companies, as noted herein.